

United Nations



Nations Unies

International Seminar and Exhibition on Animal Feed Biotechnology

Microbiological Technology in Feed industry (Ruminants)

WANG Jia-Qi

Institute of Animal Science

Chinese Academy of Agricultural Sciences

Beijing, China 100094


Email: wang-jia-qi@263.net

Microbiological Technology

- **Silage inoculants**
- **Forage upgrading in the rumen**
- **Probiotics (or Synbiotics)**

1 Silage inoculants

Silage with poor nutritional value



milk yield, weight gain and health

Alfalfa silage for 120 days



(王加启和刘辉, 2003)

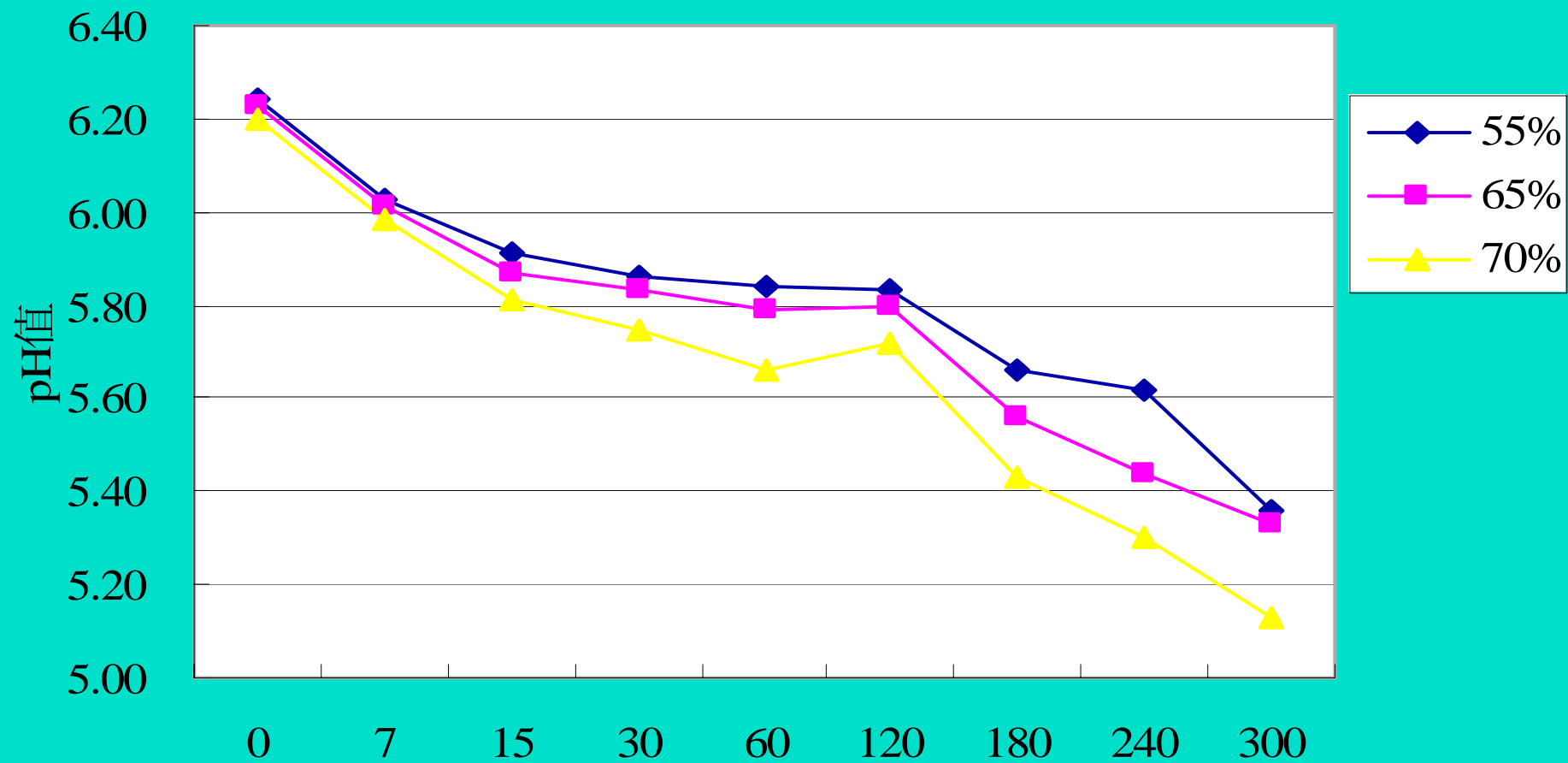


图2 不同含水率组的pH值变化


青贮天数 (天)

pH Reduction of Alfalfa Silage

(王加启和刘辉, 2003)

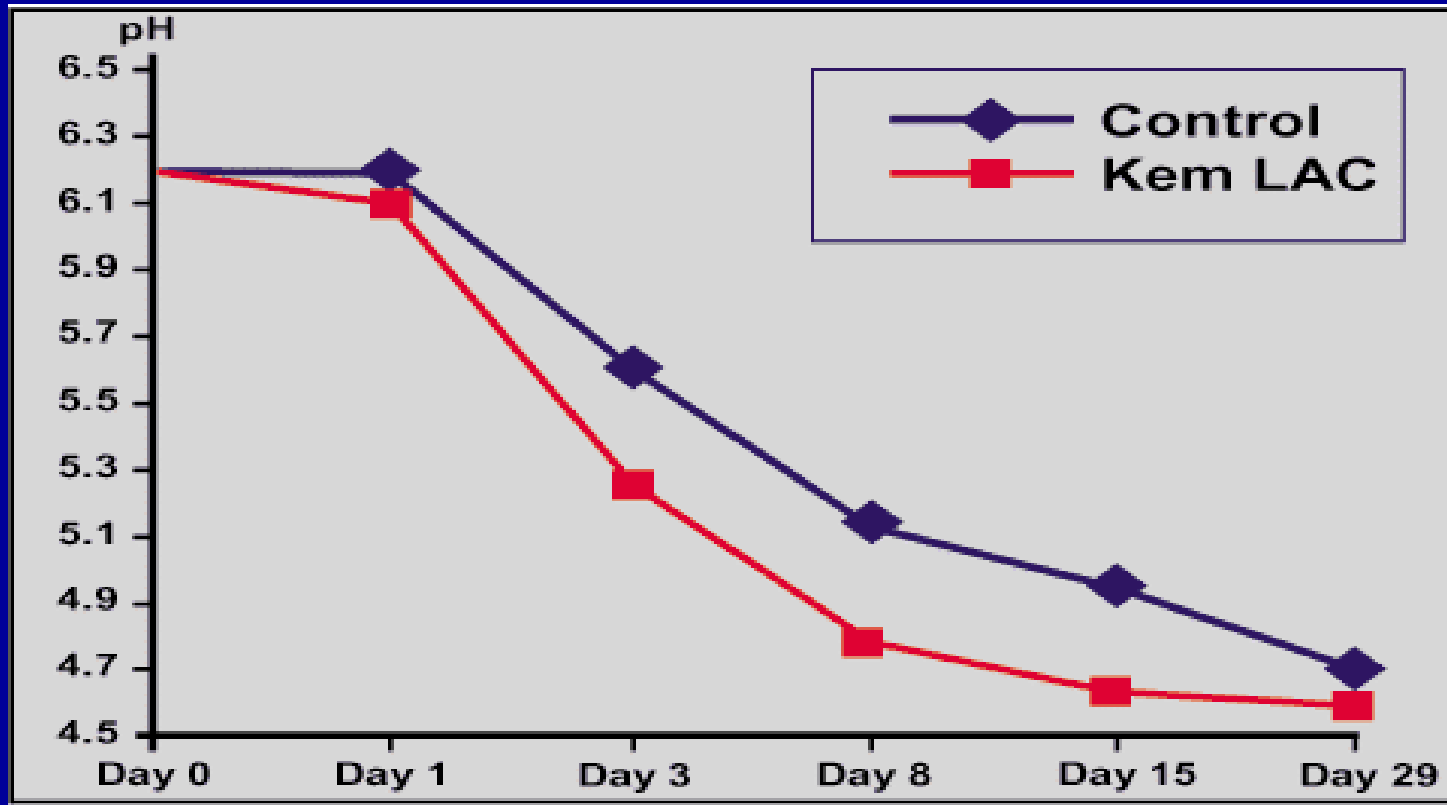
1 Silage inoculants

lactic acid bacterium (LAB)



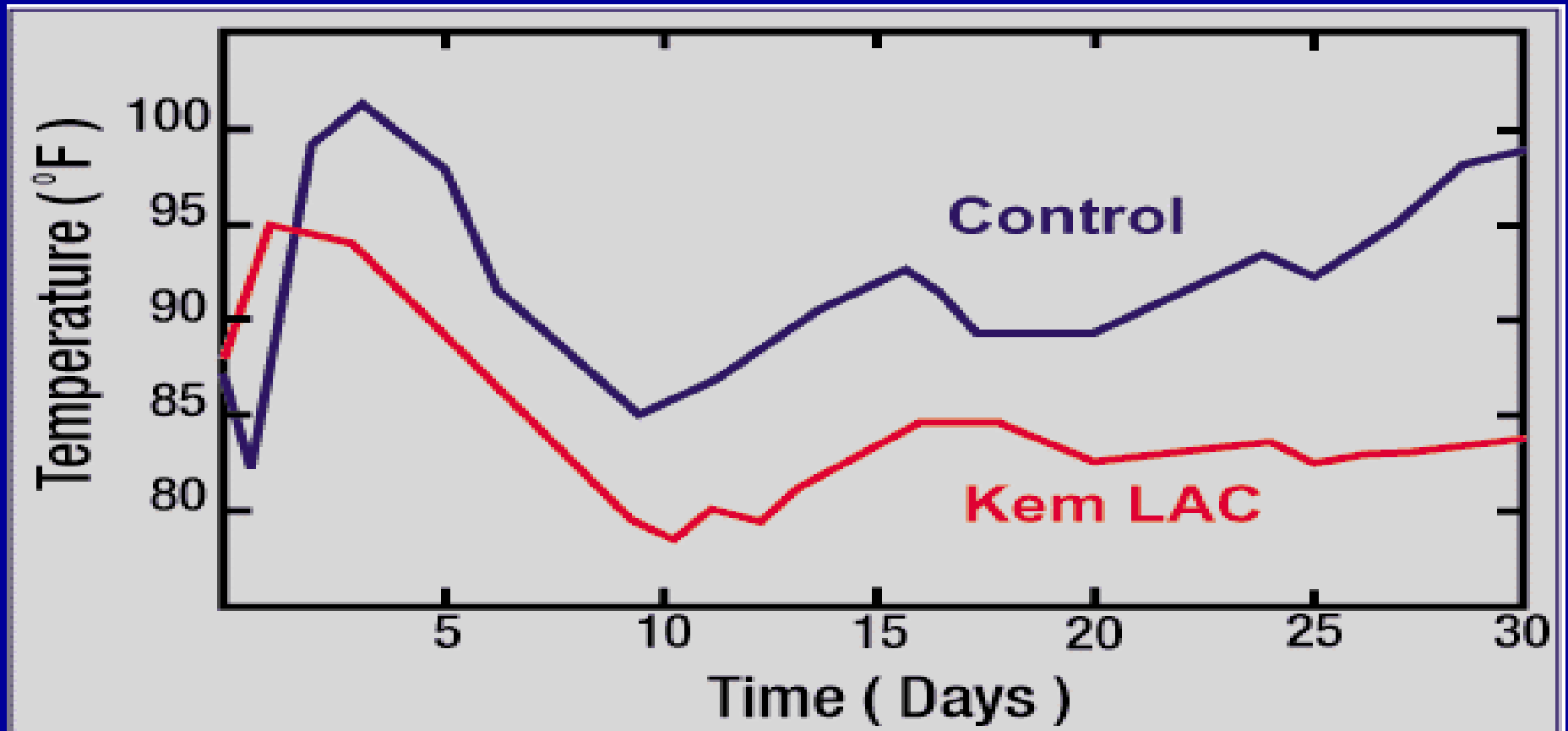
- **metabolic activity is reduced**
- **undesirable compounds is restricted**
- **hazardous organisms is inhibited**

1 Silage inoculants



Effect of LAB on pH Reduction of Alfalfa Silage

1 Silage inoculants



Effect of LAB on Heating in Alfalfa Silage

1 Silage inoculants

Three crucial factors :

- **The natural abilities of the bacteria involved**
- **The number of bacteria applied**
- **The stability of the inoculant when used on the farm**

Important Viable Counting


	DFM1		DFM2	
	Total	Viable	Total	Viable
1	3.70×10^{13}	1.51×10^7	2.87×10^{13}	1.11×10^8
2	3.69×10^{13}	5.18×10^7	3.06×10^{13}	1.48×10^8
3	3.51×10^{13}	4.11×10^7	2.33×10^{13}	1.59×10^8
Average	3.60×10^{13}	3.60×10^7	2.76×10^{13}	1.39×10^8

周凌云和王加启, 2003

2 Forage upgrading in the rumen

Effect of **tannins**
on rumen microbial ecology

Acacia angustissima (金合欢)



Calliandra calothyrsus

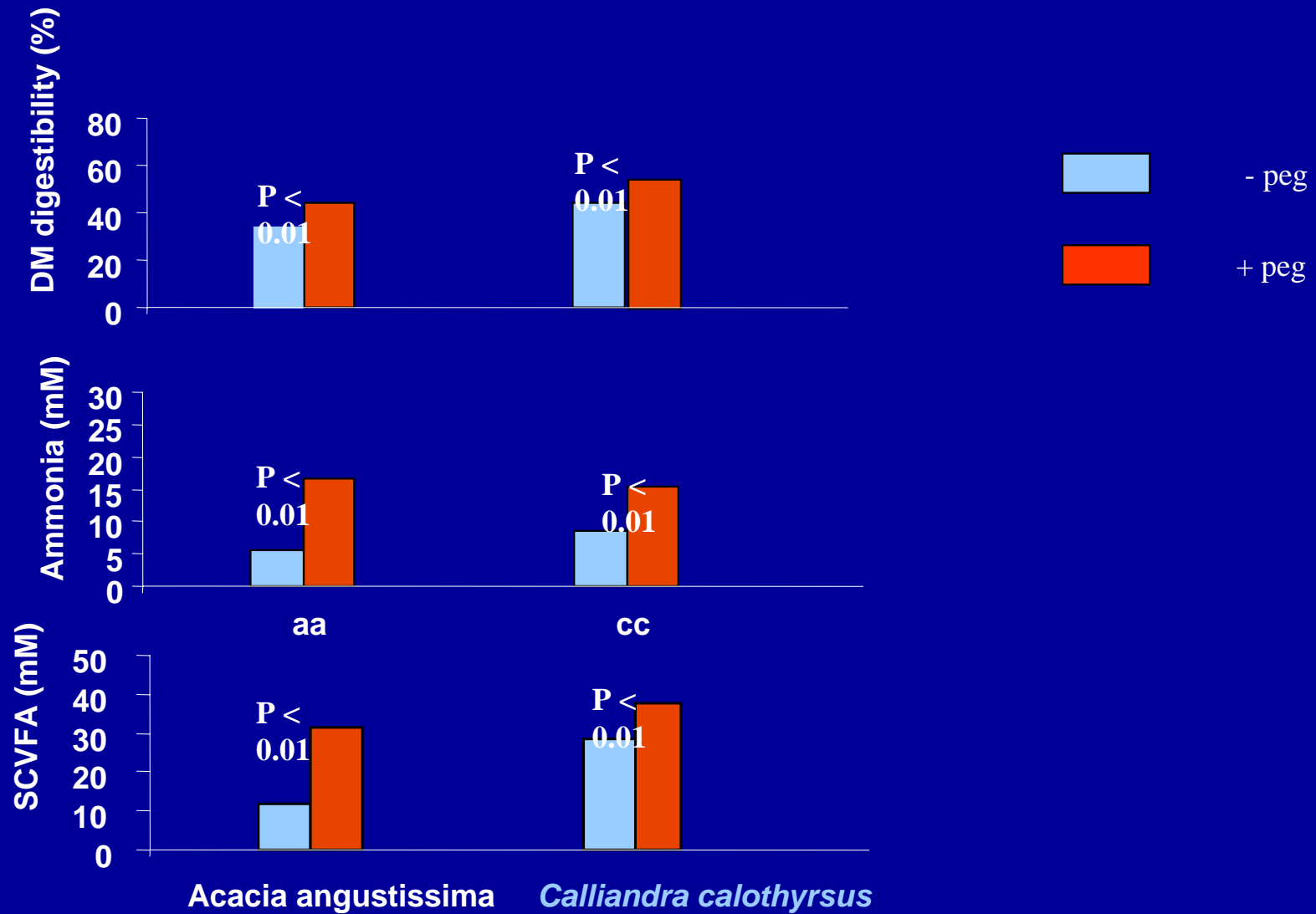
(朱樱花)



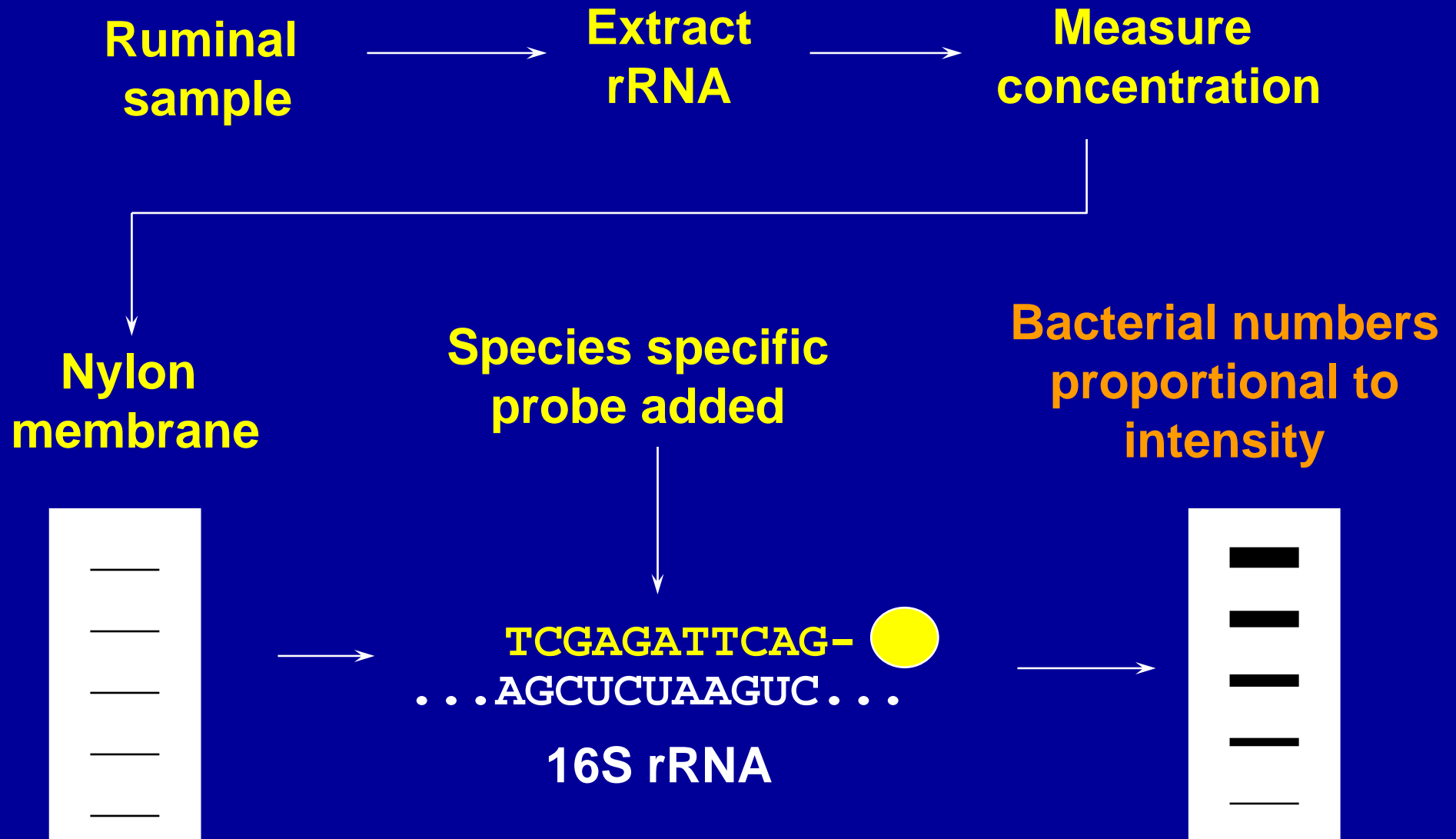
Condensed tannins in *A. angustissima* and *Calliandra calothyrsus*

Tannin	Acacia	Calliandra
Total (%DM)	20.0	12.0
Free	98.9	84.2
Bound	1.1	15.7

In-vitro rumen fermentation of *Acacia angustissima* and *Calliandra calothyrsus*



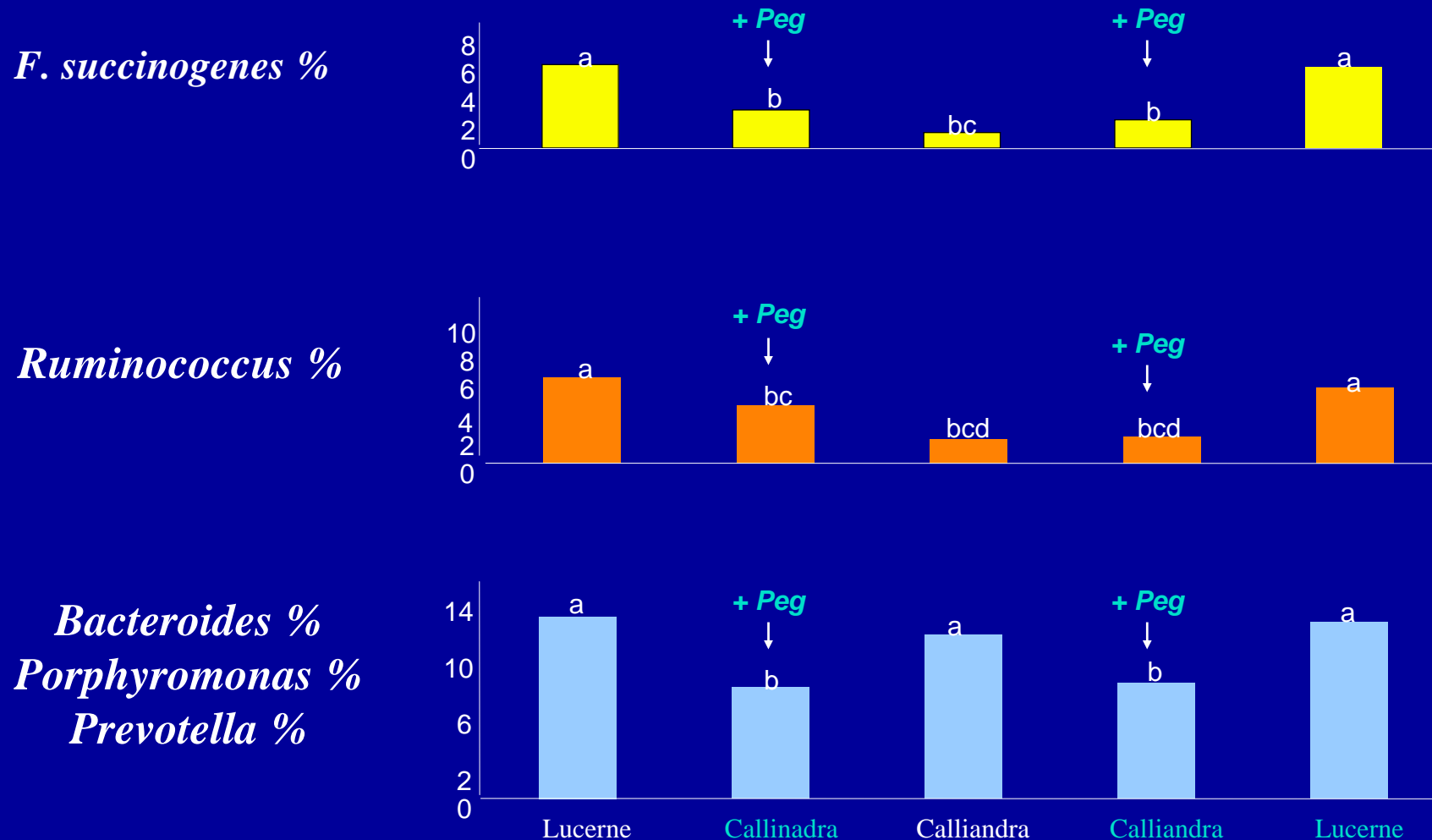
**What is the effect of Tannins on the
the rumen microbial ecology ?**



Effect of calliandra tannins on protozoal, fungal and cellulytic populations

Microbial #'s	Calliandra	Call+PEG	Lucerne	Luc+PEG
Protozoa (\log_{10})	4.6	4.4		
Fungi (\log_{10})	3.1	2.7	3.5	3.5
Fungi (% total)	0.06	0.05	0.09	0.08
Cellulytics (\log_{10})	7.4	9.4	8.7	8.7
<i>Fibrobacter</i> (% total)	3.3	8.6*	10.6	9.8
<i>Ruminococcus</i> (% total)	5.8	13.0*	11.5	13.5

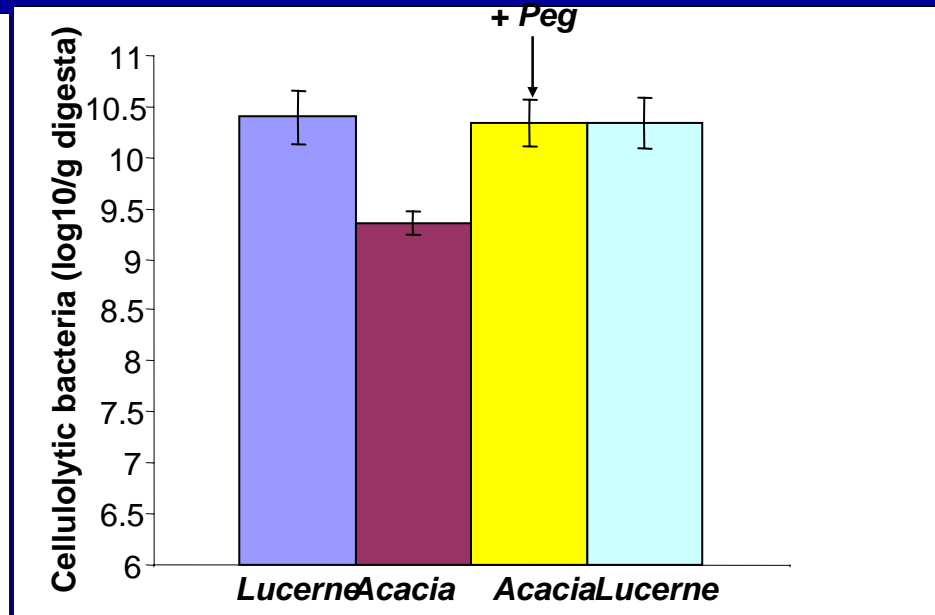
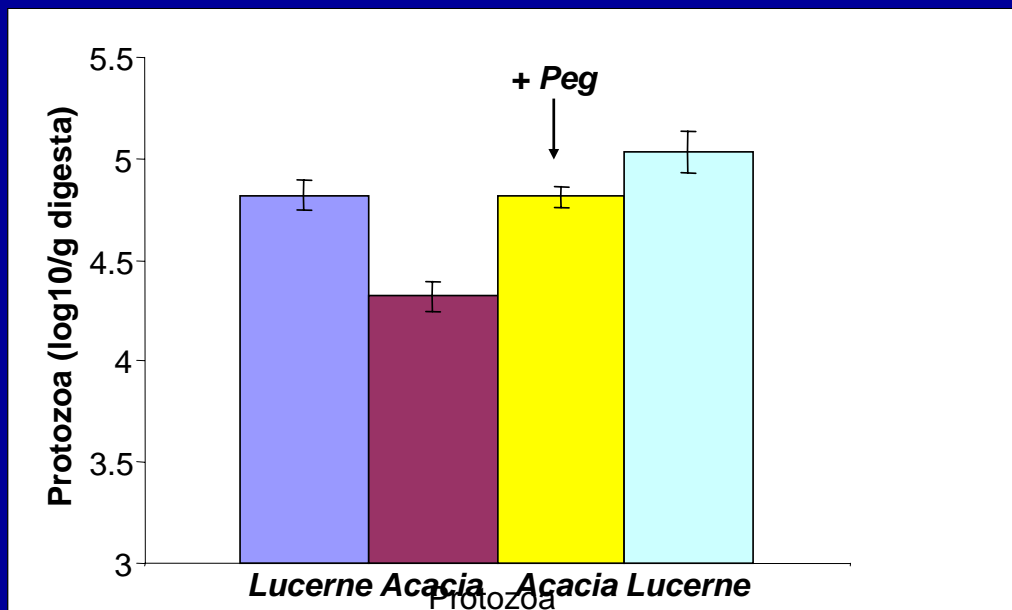
Effect of Tannin on Rumen Microbial Populations (percentage of total 16S rRNA)




Effect of Acacia tannins on protozoal and cellulolytic bacterial populations (Conventional enumeration)

Protozoa


Cellulolytic bacteria



tannins



changes in microbial populations



the microbial protein synthesis

Efficiency of rumen microbial protein synthesis

Treatment	Microbial Purine Excretion (mmol/d)	Rumen Microbial N	
		g N/d	g N/kg DOMR
Grass	7.5 ^a	6.3	29.3
Grass+C	8.3 ^{ab}	7.0	28.0
Grass+C+Peg	9.1 ^b	7.8	29.2
Grass+L	9.4 ^b	8.0	31.5
Grass+L+Peg	9.0 ^b	7.4	27.6

C, calliandra (30%); L, lucerne (30%)

Effect of *Leucaena* Tannins on Microbial Protein Synthesis

(McNeill *et al*, unpublished)

Treatment	MCP (g/d)	MCPS efficiency (g/kg DOMI)
<i>Leucaena leucocephala</i> (CT = 7.3 %)		
CT active	110	193 <i>nsd</i>
CT neutralised	116	192
<i>Leucaena</i> KX2 (CT = 12.9 %)		
CT active	61	137 <i>nsd</i>
CT neutralised	66	126

(P < 0.05)

Conclusions

- Tannins alter microbial ecology
- Quantitation of bacteria by molecular techniques is a new powerful tool for future research
- Tannins may limit productivity by primarily complexing with nutrients rather than inhibiting microbial activity

3 Probiotics for ruminants

Probiotics are now replacing the chemical growth promoters

- **increased growth rate**
- **improved milk yield and quality**
- **improved feed conversion**
- **Improved resistance to disease**

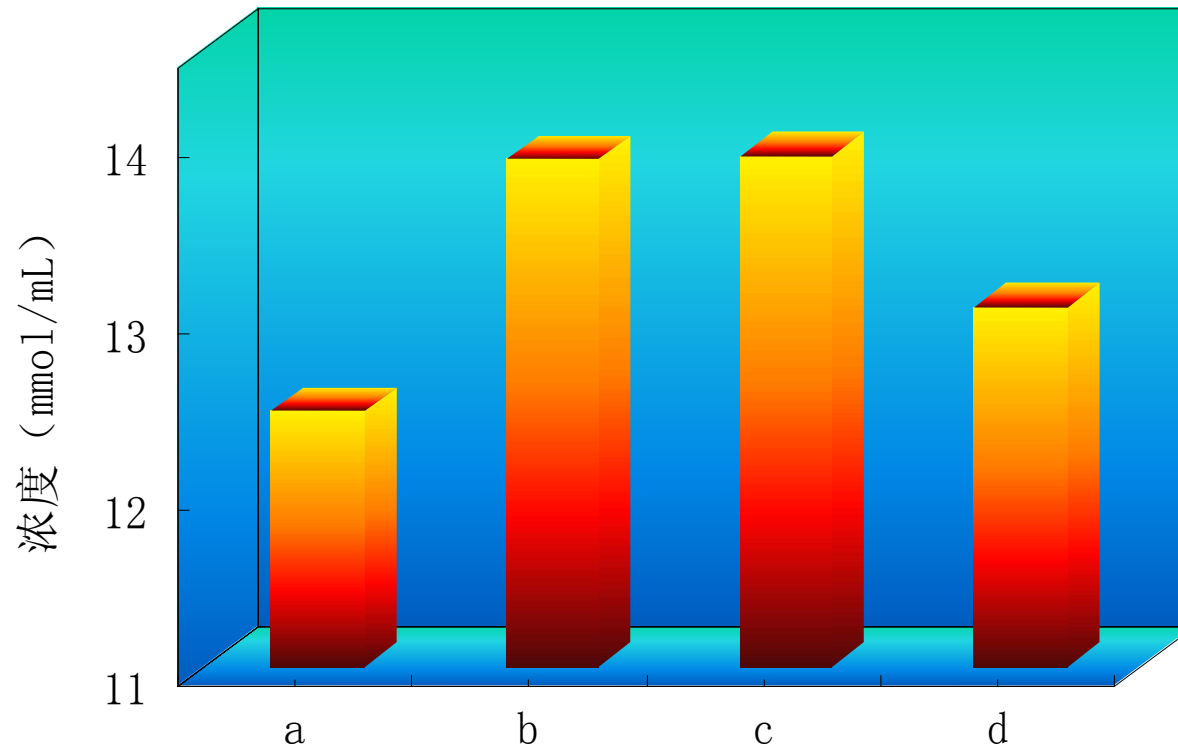
3 Probiotics for ruminants

- lactic acid-producing bacteria
 - *L. acidophilus*
 - *Streptococcus faecium*
- yeast culture or active dry yeast
 - *Saccharomyces cerevisiae*

Effect of Yeast Culture On Rumen Fermentations

	Control	Yeast
pH	6.66	6.73
Anaerobic bacteria, 10 ⁹ CFU/ml	2.72	6.47
Cellulytic bacteria, 10 ⁷ CFU/ml	2.77	8.20
Lactate-utilizing bacteria, 10 ⁸ CFU/ml	3.96	4.59
Rate of lactate utilization, mmoles/L/hr	1.83	2.49

NH₃-N at 2 hr after feeding



A: control

B: DFM

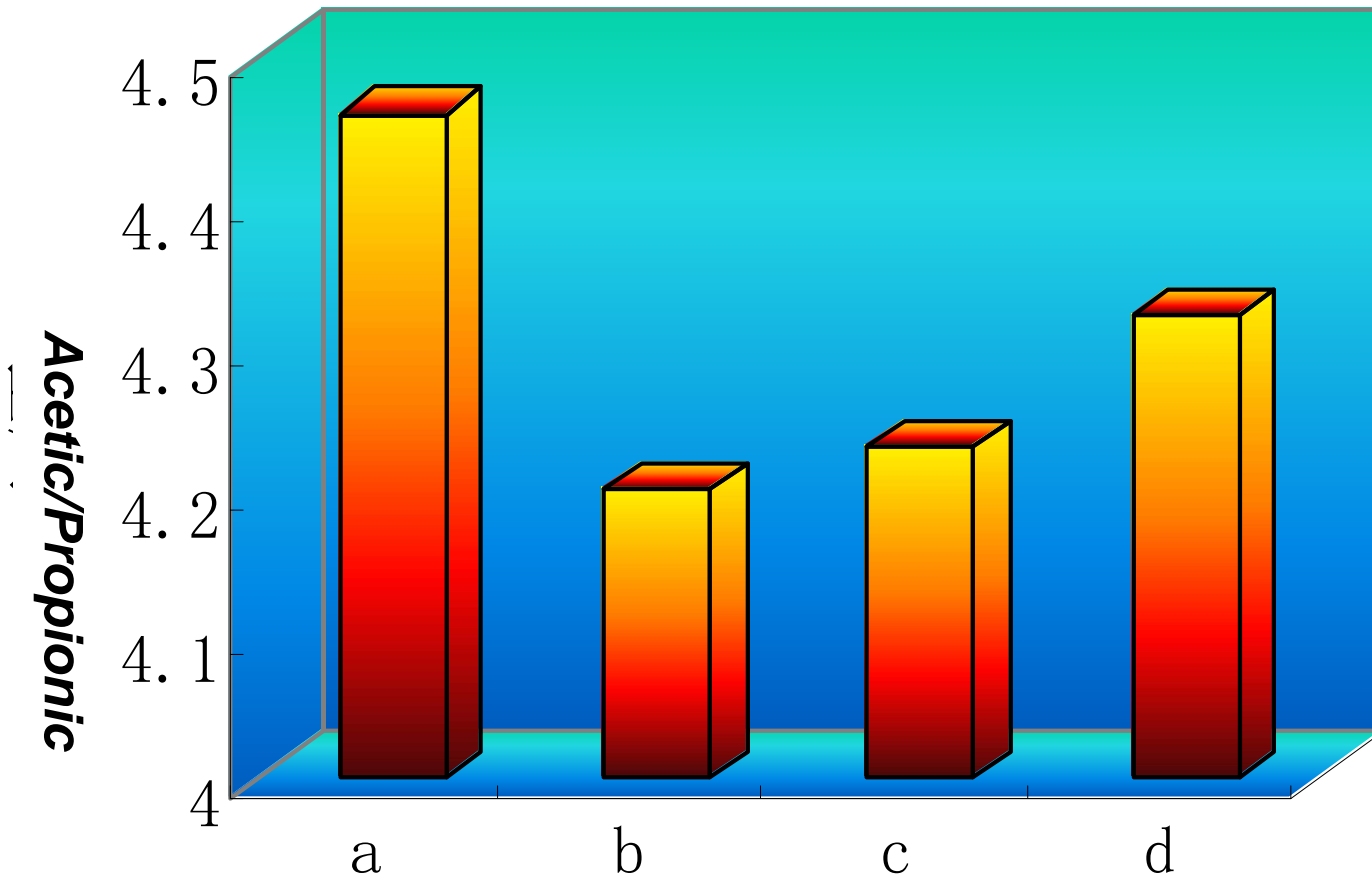
C: YS

D: XP

黄庆生和王加启, 2002

groups	acetic	propionic	butyric	TVFA
CT	64.18^b	14.43^b	9.89^b	88.50^b
DFM	64.33^b	15.43^b	10.57^{ab}	90.33^b
YS	69.34^a	16.49^a	11.19^a	97.00^a
XP	63.83^b	14.89^b	10.17^b	88.88^b
<i>p</i><	0.0486	0.0016	0.0021	0.0210
SEM	4.950	1.176	0.763	6.732

黄庆生和王加启, 2002



A: control

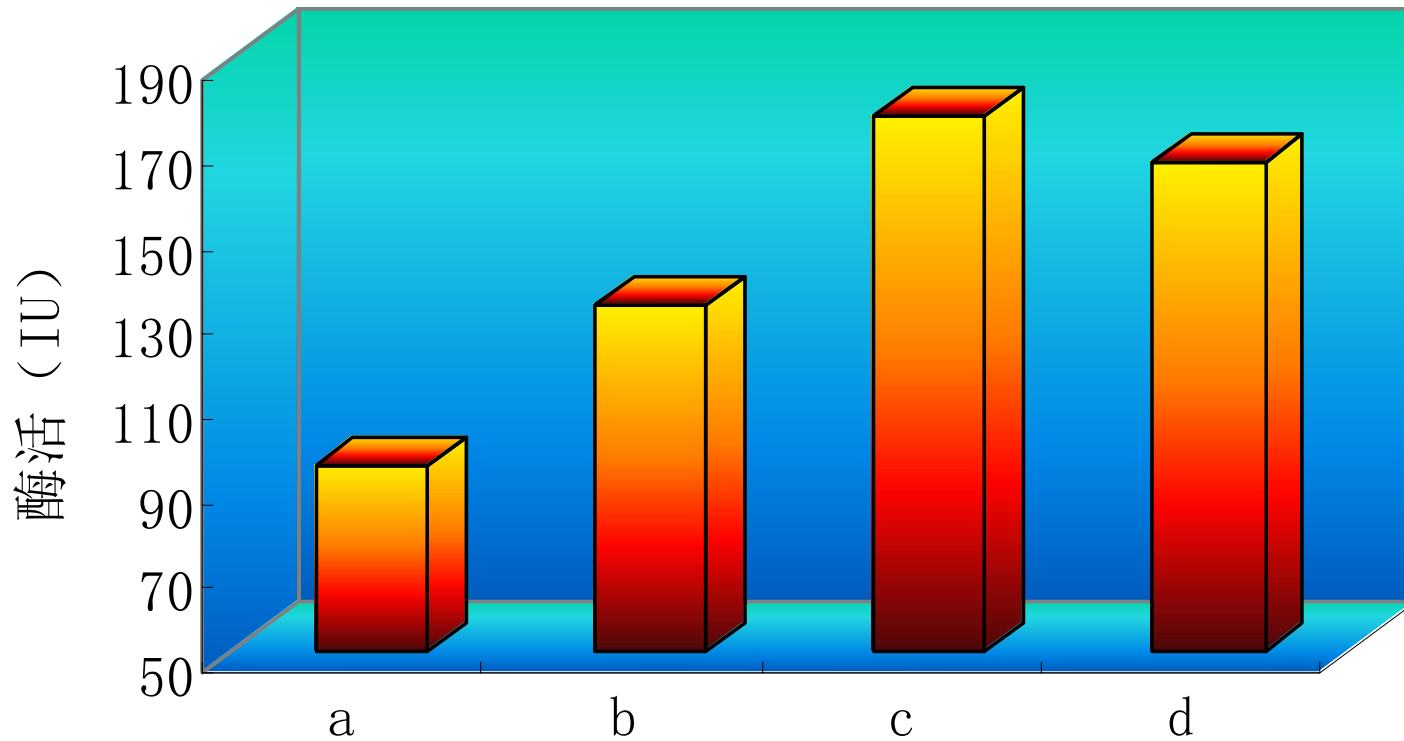
B: DFM

C: YS

D: XP

黄庆生和王加启, 2002

Activities of CMC-lase



A: control

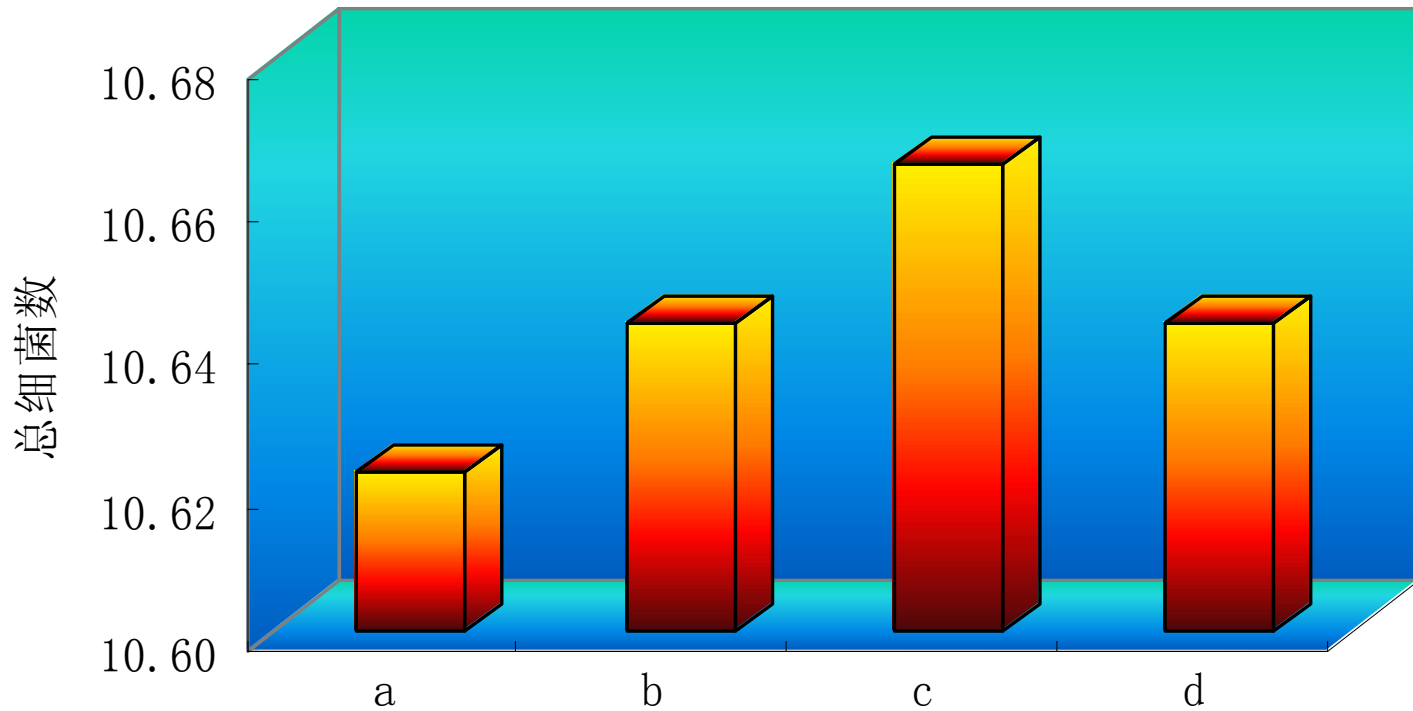
B: DFM

C: YS

D: XP

黄庆生和王加启, 2002

Total bacterial count



A: control

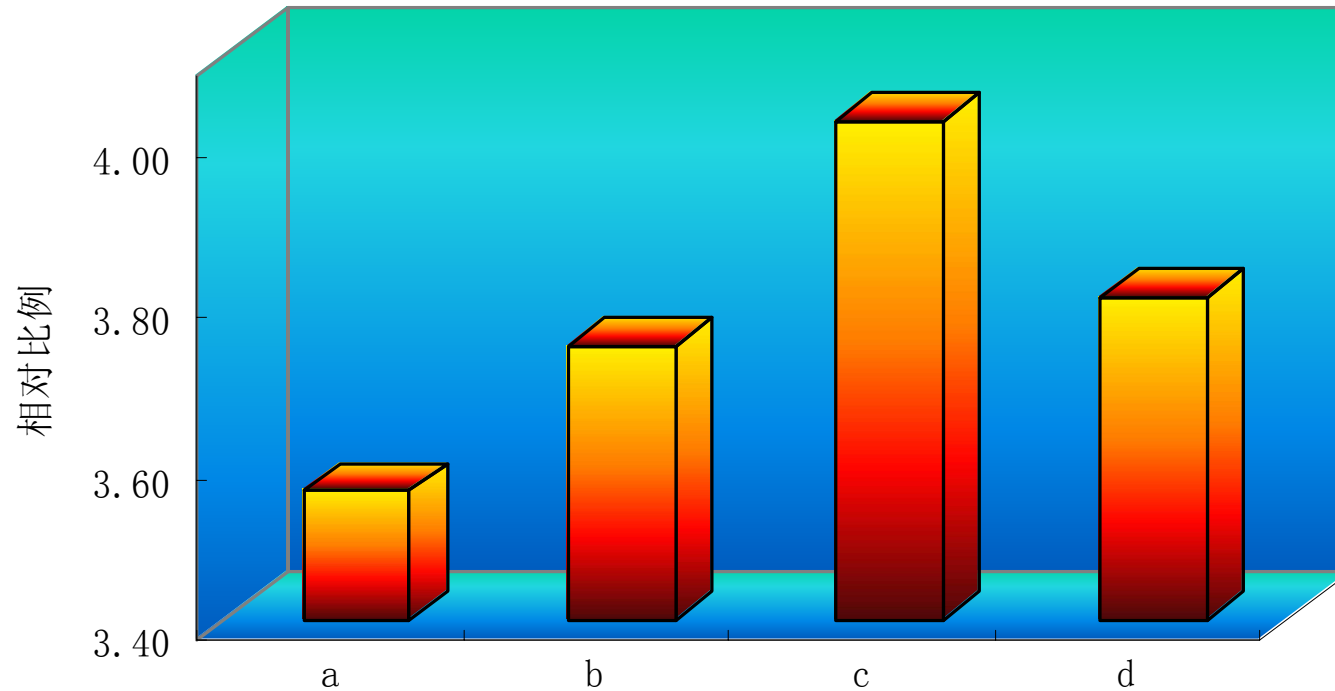
B: DFM

C: YS

D: XP

黄庆生和王加启, 2002

Total cellulolytic bacterial count



A: control

B: DFM

C: YS

D: XP

黄庆生和王加启, 2002

DFM for beef cattle feeding

	DFM	Control
Head of cattle	20	20
BW at begin (kg)	320.75	323.60
BW at end (kg)	359.15	349.90
BWG (kg/d)	1.13	0.77
Concentrate:BWG	2.66: 1	3.90: 1

黄庆生和王加启, 2002

DFM for milking cows

	DFM	Control	
Head of cattle	19	19	
Increase of milk(kg/d)	1.79	0.06	
Milk fat (%)	3.53	3.39	

黄庆生和王加启, 2002

Conclusions for probiotics

- **Change rumen fermentation pattern**
- **Increase total and cellulolytic bacteria**
- **Improve animal productivity**

CONCLUSION

Microbiological Technology in Feed industry for Ruminants

- **Active**
- **Effective**
- **Promising**

United Nations



Nations Unies

International Seminar and Exhibition on Animal Feed Biotechnology

THANK YOU